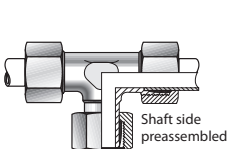


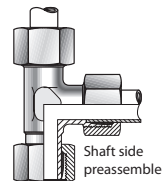
Designation	Part no.
Pressure gauge union	<b>HCR-2.8005.0023</b>
T coupling	<b>HCR-2.8009.0001</b>
Male stud coupling	<b>HCR-2.8001.0001</b>
Swivel banjo coupling	<b>HCR-2.8029.0002 or 9208-103</b>
Cross type coupling	<b>HCR-2.8004.0001</b>
T coupling	<b>HCR-2.8009.0001</b>
T-swivel coupling	<b>HCR-2.8007.0011</b>
Swivel banjo coupling	<b>HCR-2.8029.0002 or 9208-103</b>
Stand-pipe union	<b>HCR-2.8006.0001</b>
90° elbow coupling	<b>HCR-2.8019.0017</b>
Straight coupling	<b>HCR-2.8016.0019</b>
Double connector	<b>HCR-5.0491.0016</b>
Plug	<b>HCR-1.0908.1008</b>
Tube DIN 239, NBK 8 x 1,5	<b>HCR-3.4038.0007</b>
Tube clamp	<b>HCR-2.1102.0005</b>
Quick disconnect, complete	<b>HCR-9384.006</b>
Male stud coupling	<b>HCR-2.8001.0001</b>
High-pressure hose NW 4	
Preferred length 600 mm	<b>HCR-2.7001.0131</b>
Preferred length 800 mm	<b>HCR-2.7001.0133</b>
Preferred length 1200 mm	<b>HCR-2.7001.0137</b>
Preferred length 1600 mm	<b>HCR-2.7001.0141</b>

(for individual lengths, see page 4)



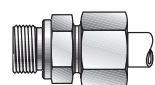
**T-coupling**

Part no.	Type	Connect.
<b>HCR-2.8026.0008</b>	EVT 6-PS	M14 x 1,5
<b>HCR-2.8026.0009</b>	EVT 8-PS	M16 x 1,5
<b>HCR-2.8026.0003</b>	EVT 12-PS	M20 x 1,5



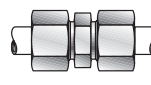
**L-coupling**

Part no.	Type	Connect.
<b>HCR-2.8014.0011</b>	EVL 6-PS	M14 x 1,5
<b>HCR-2.8014.0012</b>	EVL 8-PS	M16 x 1,5
<b>HCR-2.8014.0014</b>	EVL 12-PS	M20 x 1,5



**Male stud coupling**

Part no.	Type	Connect.
<b>HCR-2.8001.0004</b>	GE 6-PSR	G ¼
<b>HCR-2.8001.0001</b>	GE 8-PSR	G ¼
<b>HCR-2.8001.0006</b>	GE 12-PSR	G ¾
<b>HCR-2.8001.0007</b>	GE 16-PSR	G ½
<b>HCR-2.8001.0009</b>	GE 6-LR	G ½



**Straight coupling**

Part no.	Type	Pipe Ø
<b>HCR-2.8016.0018</b>	G 6-PS	6
<b>HCR-2.8016.0019</b>	G 8-PS	8
<b>HCR-2.8016.0021</b>	G 12-PS	12
<b>HCR-2.8016.0023</b>	G 16-PS	16


## Screw fittings

max. operating pressure 400 bar, sealing using sealing ring and sealing cone



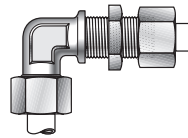
**ROEMHELD**

HILMA ■ STARK



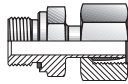
### Bulkhead fitting, straight

Part no.	Type	Pipe Ø
HCR-2.8003.0002	SV 6-PS	6
HCR-2.8003.0003	SV 8-PS	8
HCR-2.8003.0005	SV 12-PS	12



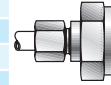
### 90° elbow bulkhead fitting

Part no.	Type	Pipe Ø
HCR-2.8020.0006	WSV 6-PS	6
HCR-2.8020.0008	WSV 8-PS	8
HCR-2.8020.0012	WSV 12-PS	12




### Male stud coupling

Part no.	Type	Pipe Ø	Connect.
HCR-2.8006.0005	EVGE 6-PS	6	G ¼
HCR-2.8006.0001	EVGE 8-PS	8	G ¼
HCR-2.8006.0006	EVGE 12-PS	12	G ¾
HCR-2.8006.0010	EVGE 16-PS	16	G ½
HCR-2.8006.0014	EVGE 6-LR	6	G ⅛



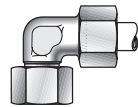
### Reducer with sealing cone

Part no.	Type
HCR-2.8002.0004	RED 8/ 6-PS
HCR-2.8002.0008	RED 12/ 6-PS
HCR-2.8002.0010	RED 12/ 8-PS
HCR-2.8002.0014	RED 16/ 6-PS
HCR-2.8002.0015	RED 16/ 8-PS
HCR-2.8002.0016	RED 16/12-PS



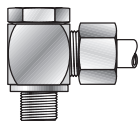
### 90° elbow coupling

Part no.	Type	Pipe Ø
HCR-2.8019.0016	W 6-PS	6
HCR-2.8019.0017	W 8-PS	8
HCR-2.8019.0019	W 12-PS	12
HCR-2.8019.0021	W 16-PS	16



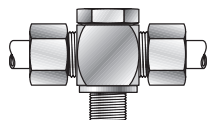
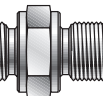
### 90° elbow coupling, adjustable

Part no.	Type	Connect.
HCR-2.8013.0011	EVW 6-PS	M14 x 1,5
HCR-2.8013.0012	EVW 8-PS	M16 x 1,5
HCR-2.8013.0014	EVW 12-PS	M20 x 1,5



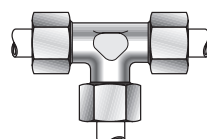
### 90° swivel banjo coupling

Part no.	Type	Connect.
HCR-2.8029.0001	WH 6-PSR	G ¼
HCR-2.8030.0012	WH 6-LR	G ¼
HCR-2.8029.0002	WH 8-PSR	G ¼
HCR-2.8029.0004	WH 12-PSR	G ¾
HCR-2.8029.0006	WH 16-PSR	G ½
HCR-9208103	SVH 8 SR	e.g. for use in forging presses
HCR-9208043		Single passage rotary coupling



### T-swivel coupling

Part no.	Type	Connect.
HCR-2.8007.0010	TH 6-PSR	G ¼
HCR-2.8007.0011	TH 8-PSR	G ¼
HCR-2.8007.0013	TH 12-PSR	G ¾
HCR-2.8007.0015	TH 16-PSR	G ½
HCR-2.8007.0016	TH 6-LR	G ⅛



### T-coupling

Part no.	Type	Rohr Ø
HCR-2.8009.0002	T 6-PS	6
HCR-2.8009.0001	T 8-PS	8
HCR-2.8009.0005	T 12-PS	12
HCR-2.8009.0006	T 16-PS	16

### Thread reducing adapter

Part no.	Type
HCR-1.2616.0001	RI 1/4 x 3/8
HCR-1.2616.0012	RI 3/8 x 1/4
HCR-1.2616.0013	RI 3/8 x 1/2
HCR-1.2616.0014	RI 1/2 x 1/4
HCR-1.2616.0015	RI 1/2 x 3/8
HCR-1.2616.0021	RI 1/4 x 1/8

RI = female thread

### Plug

Part no.	Type	Connect.
HCR-1.0908.1008	VSTI 1/8 ED	G ¼
HCR-1.0908.1009	VSTI 1/4 ED	G ¼
HCR-1.0908.1010	VSTI 3/8 ED	G ¾
HCR-1.0908.1011	VSTI 1/2 ED	G ½
HCR-1.0908.2004	Viton	G ⅛
HCR-1.0908.2005	Viton	G ¼
HCR-1.0908.2006	Viton	G ¾
HCR-1.0908.2008	Viton	G ½

### Double connector

Part no.	Connect.
HCR-5.0491.0016	G ¼ - G ¼
HCR-5.0491.0018	G ¼ - G ¾
HCR-5.0491.0022	G ¾ - G ¾

### Tube

Part no.	Dimensions
HCR-3.4038.0003	Ø 6 x 1,0 (max. 400 bar)
HCR-3.4038.0007	Ø 8 x 1,5 (max. 400 bar)
HCR-3.4038.0008	Ø 8 x 2,0
HCR-3.4038.0013	Ø 12 x 2,0
HCR-3.4038.0044	Ø 12 x 2,5
HCR-3.4038.0056	Ø 16 x 3,0

### Stainless steel tube

Part no.	Dimensions
HCR-3.4038.1001	Ø 6 x 1,0
HCR-3.4038.1004	Ø 8 x 1,5
HCR-3.4038.1005	Ø 8 x 2,0