

Workbench 2000 x 800 mm
with electrically-operated height adjustment
with hand panel

M 8.901

Issue 5-20 E



modulog module combination
Workbench 2000 x 800 mm

Part no. 8917-341

Technical data

Max. load: 3,000 N plane

Operation

- Hand panel



consisting of the modulog modules

- 2 lifting modules Shop-Floor as per data sheet M 4.301
- 1 table plate 2000 x 800 as per data sheet M 8.131
- 2 base plates as per data sheet M 8.100
- 1 hand panel as per data sheet M 8.203
- 1 electrical control module as per data sheet M 8.200
- 1 mains cable as per data sheet M 8.203



Application

The workbench with electrical height adjustment is used for manual working places. The users can individually adjust their optimum ergonomic working height. They are used in production plants of the industry.

Principal use

- Industrial assembly working places
- Height adjustment of assembly working places in workshops
- Sitting and standing workstation
- Service
- Assembly fixtures
- Handling systems for product packing and transfer

Advantages:

- Simple and intuitive operation
- Less absence from work due to illness by working at an ergonomically optimum height
- Sturdy industrial design
- Good accessibility
- Very high flexibility
- Increase of quality in manufacturing and assembly processes
- Short amortization time

Description

The workbench with height adjustment is particularly suitable for lifting and lowering assembly fixtures, working tables and demonstration objects in industrial applications. The lifting motion is generated by two lifting modules in synchronism with electric motor and spindle lifting gear. They excel by a smooth running.

Operation

Lifting and lowering is triggered by push-buttons with touch control contact. After release of the push-button, the motion will be immediately stopped.

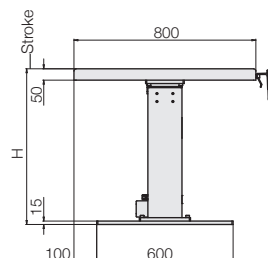
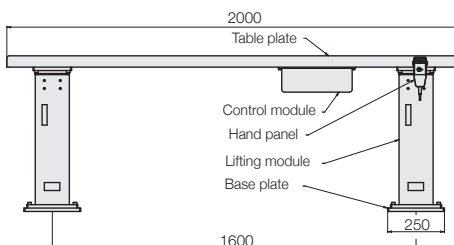
Fixing and installation

For fixing 4 screws M10 of property class 10.9 as well as heavy-duty plugs are to be used. The floor must be clean and flat. Protruding loads have to be avoided.

Material

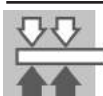
Lifting profile	aluminium, naturally anodised
Top and bottom plate	aluminium, black anodized
Table plate	Multiplex beech
Base plate	steel, black oxide

Dimensions



on request	Stroke 200 mm	H = 485
	Stroke 300 mm	H = 585
8917-341	Stroke 400 mm	H = 685

Specific dimensions of the table plate and the fixations are available on request.



ROEMHELD
HILMA ■ STARK

Subject to change.

Carr Lane Roemheld Mfg. Co.

Sales — Phone (636) 386-8022 Fax (636) 386-8034

Engineering — Phone 1-800-827-2526 Web roemheld-usa.com